







Pencil grip progression

<p>Cylindrical grasp (1-2 years)</p>		<p>Pencil is held in the palm. All fingers and thumb are used. Movement is from the shoulder; the arm and the hand move as a unit. Light scribbles are produced with this pencil grip.</p>
<p>Digital grasp (2-3 years)</p>		<p>All fingers are holding the pencil but the wrist is turned so that the palm is facing towards the page. Movement comes mostly from the elbow and the shoulder is now stabilized. Horizontal lines, vertical lines and circular lines are able to be copied.</p>
<p>Modified tripod grasp (3-4 years)</p>		<p>Fingers are held on the pencil shaft opposite the thumb, beginning to form the arc between the thumb and index finger. Movement occurs from the wrist; the hand and fingers move as a whole unit. Zigzag lines, crossed lines and simple humans can be drawn with this grip.</p>
<p>Tripod grasp (4-6 years)</p>		<p>A three-finger grasp, where the thumb, index finger and middle finger work as one. Movement is usually from the wrist with this static grasp. A static quadropod grip has a fourth finger involved. Triangles, circles and squares can be copied with this grip.</p>